

# ARTICULATING COMBO - 533



**Recommended for:**

- Dorsiflexion weakness with mid-foot deviations and no knee flexion instability
- Toe walking
- Knee hyperextension

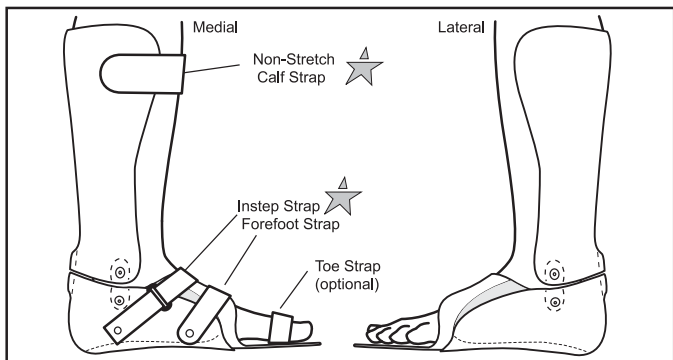
**PATIENT INFORMATION**

Patient Name \_\_\_\_\_  
 Male  Female DOB: \_\_\_\_\_  
 Height \_\_\_\_\_ Weight \_\_\_\_\_  
 Specify Side(s)  Bilateral  Left  Right  
 Casting Date \_\_\_\_\_ RX \_\_\_\_\_

**FACILITY INFORMATION**

Practitioner \_\_\_\_\_ PO# \_\_\_\_\_  
 Facility \_\_\_\_\_  
 Address \_\_\_\_\_  
 Phone \_\_\_\_\_ Fax \_\_\_\_\_

★ Indicates the Default for Each Feature **TCflex** AFO SYSTEM



**SPECIAL INSTRUCTIONS**

Add! Comments on Reverse



6333 N. Orange Blossom Trail Orlando, FL 32810  
 Voice 877-737-8444 Fax 877-737-8445  
 e-mail custom@orthomerica.com

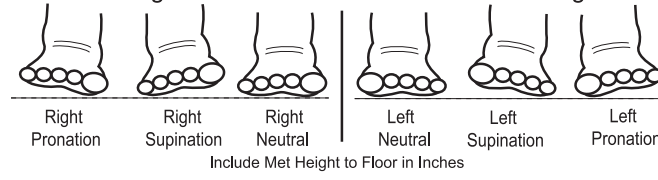
SL 00013 Rev. A

**ALIGNMENT**

**MUST BE COMPLETED TO PREVENT DELAY OF ORDER**

- Ankle Alignment** (Dorsiflexion - Plantarflexion)  
 Correct to \_\_\_\_\_ degrees  Do Not Correct (Cast Alignment OK)  
**Hindfoot Alignment**  
 Correct to Vertical  Do Not Correct (Cast Alignment OK)  
**Forefoot Alignment**

Circle drawing below to indicate finished forefoot alignment

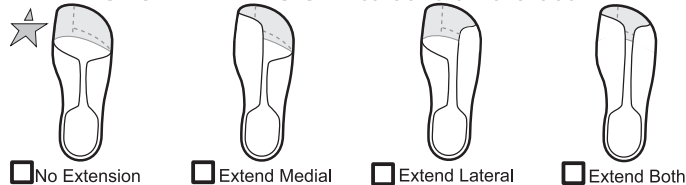


**PLANTAR MODIFICATION**

- Plantar Modifications  Yes  No  
 If Casting Plates Used Size \_\_\_\_\_  Regular  Wide

**If No - No Plantar Modifications will be provided**  
 \*Self Stick Toe Rise Pads Included With Each Order\*

**DORSAL EXTENSION - to control forefoot**



**LENGTH • JOINTS • PADDING • STRAPS**

- ★ Plastic Co-polymer  Transfer \_\_\_\_\_  
**POSTERIOR** (cast must be taller than finished brace height)  
**HEIGHT** in inches  
 ★  As high as the foot is long + 10%  Other \_\_\_\_\_"  
**FOOT LENGTH** in inches  
 ★  End of Cast + 1/4"  Other \_\_\_\_\_"  
**JOINTS**  Tamarack Straight ★  Plastic Stop ★  
**STOPS**  Tamarack Dorsi  Other \_\_\_\_\_  
**PADDING**  
 ★  Per Picture  Add Extra Navicular Pad  
**PADDING COLOR**  
 ★  White  Other \_\_\_\_\_  
**STRAPS**  
 ★  Per Picture  Add Elastic Calf Strap  
 Add D-Ring Calf Strap with Felt Pad  Add Calf Strap Felt Pad  
 Add Toe Strap  
**STRAP COLOR**  
 ★  White  Color \_\_\_\_\_  
 Transfer \_\_\_\_\_

**EXTERNAL POSTING**

- ★  Heel Posting  
 Heel & Midfoot Posting  
 No External Posting  
 Entire External Posting  Non Skid Bottom
- PLEASE NOTE:**  
*Pronation and Supination alignments will be externally posted to neutral*

# ARTICULATING COMBO - 533

## CAST ALIGNMENT

The alignment of the impression you take provides us with a physical "snapshot" of the limb you casted. In the best of situations, the impression will capture the patient's best alignment for function. If this is not the case, the goal of the orthotist should be to come as close as possible to this alignment and understand the patient's limitations. The Orthomerica staff can correct many impressions, but the more corrections that are necessary, the more difficult it is to capture the bony anatomy and provide the total contact fit that is so important with these designs. In many cases the patient is best served by repeating the casting process rather than by fabricating an orthosis based on faulty alignment. Focus casting efforts on maintaining hindfoot and forefoot alignment, since the dorsiflexion or plantarflexion angle is the easiest to correct.

Please take the time to carefully assess the patient's available range of motion and document restrictions when choosing the finished alignment of the orthosis. Placing a patient with heel cord tightness at a position of 90 degrees with vertical calcaneus and neutral forefoot may be very uncomfortable, require an extensive break-in period, and may not be tolerated at all. To ensure that the alignment instructions are clear, Orthomerica will not begin fabrication of any orthosis when the alignment is not specified on the Orthometry Form.

## BRACE DIMENSIONS

Our finished standard brace length for the orthosis is as follows:

Foot Length = length of foot plates (if no footplate provided an additional 1/4" will be added to the end of the cast).

Posterior Height = length of foot plus 10% or provided height documented on orthometry form.

## PADDING COLOR

Red, Blue, Light Blue, Yellow, Purple, Pink, Black, White

## STRAP COLOR

Red, Blue, Light Blue, Yellow, Purple, Pink, Black, White

For heat transfer options, call Orthomerica's customer service department (877-737-8444) or visit our website [www.orthomerica.com](http://www.orthomerica.com)

